

Third of February Working Group

Report
on the Third of February Homeless
Survey in Hungary - 2013

summary:

Peter Gyori – Andrea Szabó – Zoltán Guraly

Boroka Fehér

"Home for All!"

Report

on the Third of February Homeless Survey in Hungary - 2013

According to official statistics...

"Home for All!"

Report

on the Third of February Homeless Survey in Hungary - 2013

Ten thousand people live in a homeless shelter at any given time

Officially licensed number of beds for homeless December 2012			
City	Homeless hostel (E 3.1.)	Night shelter (E 2.1.)	Total
Budapest	3000	2500	5500
Other cities	2600	2600	5200
Total	5600	5100	10700

Homeless services were almost **90%** full on the night of February 3rd.

"Home for All!"

Report

on the Third of February Homeless Survey in Hungary - 2013

The Third of February Homeless Survey is
NOT
a census of all homeless people,
NOR
is it a tool to estimate the number of homeless people.
The survey only covers **those people**, who are in touch with
shelters or outreach teams at the given time.

On February 3rd 2013
64 % of the homeless people using night services in Budapest
and **76 %** of those using night services in the countryside
decided to take part in the survey.

The surveys each third of February aim to provide a snapshot of the
circumstances of those homeless on that day, and to follow changes
throughout the years – in order to improve services.

 "Home for All!"

Report

on the Third of February Homeless Survey in Hungary - 2013

More than ever, **9 793 homeless people** took part in the "February 3rd" survey

Number of respondent homeless people on 3rd February 2013			
City	In Hostel (E 2.1., 3.1.)	Rough sleepers (E 1.)	Total
Budapest	3166	1 057	4 223
Other cities	3540	2 030	5 570
Total	6706	3 087	9 793
Third of February Working Group 2013			

Altogether **70 % of those using night services** (6706 people) took part in the survey in 2013.

"Home for All!"

Report

on the Third of February Homeless Survey in Hungary - 2013

232 service providers from 53 settlements took part in the survey

Type of service	Number of known services	Number of participating services	Number of beds – known to us	Number of beds in participating services	Number of respondents (inidivuals)
Hostel	102	75	5007	4042	3077
Night shelter	101	79	4188	3771	3028
Other, specialized services	30	22	914	766	601
Accommodation services altogether	233	176	10109	8579	6706
Outreach teams	70	56			3087
Services altogether	303	232	10109		9793
Third of February Working Group 2013					

"Home for All!"

Report

on the Third of February Homeless Survey in Hungary - 2013

Compared with last year, the number of respondents from the countryside has increased the most

How many more respondents did we have on February 3 rd , 2013 as compared to February 3 rd , 2012			
City	In Hostel (E 2.1., 3.1.)	Rough sleepers (E 1.)	Total
Budapest	+259	+181	+440
Other cities	+145	+567	+712
Total	+404	+748	+1152
Third of February Working Group 2013			

The number of respondents has increased in Budapest as well as the countryside, and also among those sleeping rough as compared to last year.

"Home for All!"

Report

on the Third of February Homeless Survey in Hungary - 2013

On February 3rd 2013.

Ψ 75% of the respondents in Budapest slept in a service
Ψ 1057 individuals slept rough and 3166 people slept in a homeless service among the respondents in Budapest.

Ψ Only 64 % of the respondents in the countryside slept in a service

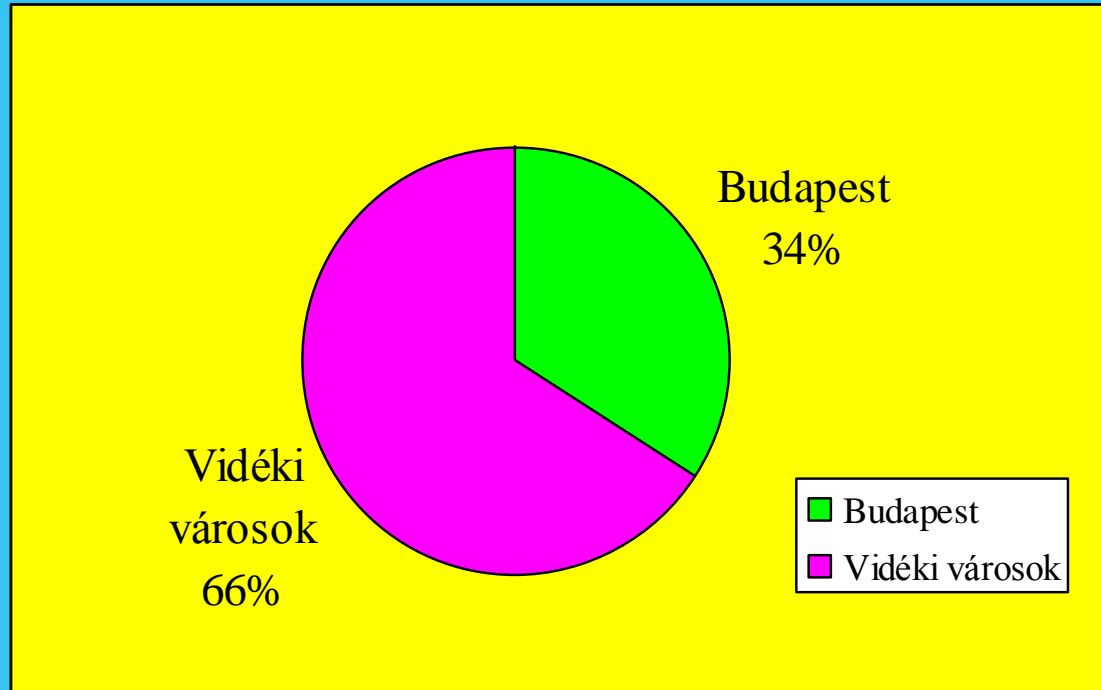
Ψ 2030 individuals slept rough and 3540 people slept in a homeless service among the respondents in the countryside

"Home for All!"

Report

on the Third of February Homeless Survey in Hungary - 2013

Two-thirds of the respondent rough sleepers live in other cities



"Home for All!"

Report

on the Third of February Homeless Survey in Hungary - 2013

While in Budapest the change in the number of respondents sleeping rough shows no pattern, there has been a steady increase of rough sleeping respondents in the countryside.

Number of respondent rough sleepers						
on 3rd February 2013						
City	2008	2009	2010	2011	2012	2013
Budapest	1189	1360	1252	1150	876	1057
Other cities	1376	1502	1816	1720	1463	2030
Total	2565	2862	3068	2870	2339	3087
Third of February Working Group 2013						

"Home for All!"

Report

on the Third of February Homeless Survey in Hungary - 2013

For many years we have reached about the same number of rough sleeping respondents in Budapest (between 1000-1200 individuals) –with the exception of 2012.



In the countryside there has been a steady growth in the number of rough sleeping respondents – with the exception of 2012.

Why could this be?

"Home for All!"

Report

on the Third of February Homeless Survey in Hungary - 2013

Why could this be?

On February 3rd 2012 the weather was
unusually and suddenly very cold and snowy.

Many people used shelters to protect themselves from this severe weather.

Major steps of **disaster recovery** were put in effect.

Many people **hid from police persecution**, then in full force.

Outreach teams were overwhelmed by their normal routine due to the extreme cold and could not participate in the survey as much as in other years.

This winter outreach teams worked under more relaxed circumstances.
New services have decided to participate in the countryside every year.

There has been a steady growth of rough sleeping respondents in the countryside.

"Home for All!"

Report

on the Third of February Homeless Survey in Hungary - 2013

	Homeless s hostel (E 3.1.)	Night shelter (E 2.1.)	Other shelter	Rough sleepers (E 1.)	Total	Rough sleeping respondents as compared with those using services
Ajka		10			10	
Baja	12				12	
Békés	50				50	
Budakalász		11			11	
Cegléd	10	35			45	
Debrecen	73	138	17	193	421	85%
Derecske		11			11	
Dunaújváros	29	45			74	
Esztergom		25			25	
Gyöngyös	14	28		15	57	36%
Győr	127	88	91	92	398	30%
Gyula	10	21		33	64	106%

On February 3rd
2013, 53
settlements took
part in the survey!

"Home for All!"

Report

on the Third of February Homeless Survey in Hungary - 2013

	Homeless hostel (E 3.1.)	Night shelter (E 2.1.)	Other shelter	Rough sleepers (E 1.)	Total	Rough sleeping respondents as compared with those using services
Hatvan		31		11	42	35%
Hódmezővásárhely	26	24		4	54	8%
Jánoshalma		12			12	
Kazincbarcika		65			65	
Kecskemét	31	61	46	76	214	55%
Kiskunfélegyháza	1	39			40	
Kiskunmajsa	29				29	
Kisvárd	22				22	
Komárom		15			15	
Komló	24				24	
Kőszeg	28				28	
Miskolc	196	112	79	212	599	55%
Mohács	24	10			34	
Mosonmagyaróvár	33				33	

In Budapest the number of rough sleeping respondents is 33 % of those sleeping at accommodation services.

The same rate is the following in other towns

Debrecen	85 %
Gyula	106 %
Pécs	142 % (!)
Sátoraljaújhely	100 %
Szeged	87 %
Székesfehérvár	103 %
Szekszárd	106 %
Szolnok	123 %
Tatabánya	72 %
Veszprém	72 %

"Home for All!"

Report

on the Third of February Homeless Survey in Hungary - 2013

	Homeless hostel (E 3.1.)	Night shelter (E 2.1.)	Other shelter	Rough sleepers (E 1.)	Total	Rough sleeping respondents as compared with those using services
Nagykanizsa	34	48		20	102	24%
Nyíregyháza	18	95	51	69	233	42%
Orosháza	9	79			88	
Ózd	34	10		12	56	27%
Pécs	69	126	21	306	522	142%
Salgótarján	25	13			38	
Sárbogárd	22				22	
Sátoraljaújhely		22		22	44	100%
Siófok		41			41	
Sopron	16	30		23	69	50%
Százhalombatta	27	29			56	
Szeged	47	83		113	243	87%
Székesfehérvár	75	70		150	295	103%
Szekszárd	4	12		17	33	106%

For years, we have been pointing out that homelessness is not the problem of Budapest only.

There is at least the same amount of work to be done in the countryside as in the capital!

"Home for All!"

Report

on the Third of February Homeless Survey in Hungary - 2013

	Homeless hostel (E 3.1.)	Night shelter (E 2.1.)	Other shelter	Rough sleepers (E 1.)	Total	Rough sleeping respondents as compared with those using services
Szentendre		19			19	
Szentes	17	10			27	
Szolnok	14	46		74	134	123%
Szombathely	75	40	23	35	173	25%
Tata		38			38	
Tatabánya	35	60	27	88	210	72%
Tiszaújváros	20				20	
Várpalota	50	11		35	96	57%
Veszprém	32	38	69	100	239	72%
Zalaegerszeg	30	33		21	84	33%

In several settlements rough sleepers do not have the chance to sleep in a heated place even on the coldest nights!

"Home for All!"

Report

on the Third of February Homeless Survey in Hungary - 2013

We are aware that during this coldest part of the year less people are sleeping rough than on warmer days.

Despite the cold on this single day
about 3000 people
spent the night without shelter (that we know of)
in the country!

"Home for All!"

Report

on the Third of February Homeless Survey in Hungary - 2013

Some more information about data collection:

Since 2008 the number of respondents using accommodation services has increased by 50% in Budapest, and has doubled in the countryside.

The number of participating settlements and services has increased significantly.

Number of respondent homeless people on 3rd of February (2008 – 2013)

City	In Hostel						Rough sleepers						Homeless Total					
	(E 2.1., 3.1.)						(E 1.)											
	2008	2009	2010	2011	2012	2013	2008	2009	2010	2011	2012	2013	2008	2009	2010	2011	2012	2013
Budapest	2003	2326	2658	2137	2907	3166	1189	1360	1252	1150	876	1 057	3192	3686	3910	3287	3783	4 223
Other city	1705	1933	2293	2192	3395	3540	1376	1502	1816	1720	1463	2 030	3081	3435	4109	3912	4858	5 570
Total	3708	4259	4951	4329	6302	6706	2565	2862	3068	2870	2339	3 087	6273	7121	8019	7199	8641	9 793

Third of February Working Group 2013

"Home for All!"

Report

on the Third of February Homeless Survey in Hungary - 2013

From our data compiled through several years we know that
in the last five years at least 48 thousand people
had to spend some time sleeping rough or using an accommodation
service

Homeless services challenged from all sides
**have provided help to at least 48 thousand individuals in
crisis in the last five years**

This also means that adding the children or other immediate family
members these people have left behind
in five years at least 100 thousand people became familiar
with what it is like to be homeless in Hungary

"Home for All!"

Report

on the Third of February Homeless Survey in Hungary - 2013

According to official statistics...

Hungary has **the most expensive data registration system**
in the whole world,

The Central Electronic Registration about Service Users (KENYSZI)

collects data

from EVERY service provider in the field of social and child welfare

EVERY day

about **EVERY** service user

on a **daily basis**, through an **online system** monitored by a central state
office (NRSZH)

Every day data of altogether 550 thousand

service-users are forwarded to this system, taking up a significant amount of the
time of service providers, who register data instead of spending time with helping
their users.

"Home for All!"

Report

on the Third of February Homeless Survey in Hungary - 2013

According to official statistics...

The KENYSZI database shows that **within one week**

16 500 individuals used homeless services

7 500 individuals only used day centers and not
accommodation services

They live elsewhere: either sleep rough or in substandard
housing

"Home for All!"

Report

on the Third of February Homeless Survey in Hungary - 2013

Some general information
about the 3rd of February survey from previous years

Gurály Zoltán

Szabó Andrea


"Home for All!"

Egy átlagos hajléktalan ember Magyarországon



2012-ben 50 éves volt

Tíz hajléktalan ember
közül kettőnek



sohasem (gyerekkorban
sem) volt önálló lakása

Egy átlagos hajléktalan embernek Magyarországon




2012. Januárban 26.607 Ft-ja
volt.

112 hájlektalan ember
közül egy öregségi
nyugdíjat




és kettő rokkantsági
nyugdíjat kapott 2012-ben

Tíz hajléktalan ember
közül négynek csökkent




és kettőnek nőtt a jövedelem a
2012 februárt megelőző 12
hónapban

Tíz hajléktalan ember közül
hat



egyedül él

Hét hajléktalan ember
közül egyet



elküldtek arról a helyről ahol 2011
február harmadikán éjszakázott

Tíz hajléktalan ember közül



Egy fő egész évben
utcán töltötte az
éjszakáit



Hárman egész
évben
hajléktalan-
szállón aludtak



Hatan sokféle
helyen
éjszakáztak

Report

on the Third of February Homeless Survey in Hungary - 2013

There has been an increase in the number of people becoming homeless due to financial reasons or insecure housing

The rate of those with a permanent health condition or disability has reached 53 % among those living in Budapest and 47 % among those in the countryside in 2012

61 % of those sleeping in hostels in Budapest had a permanent health condition or disability

23% of homeless people have been called Roma at one point in their life

"Home for All!"

Report

on the Third of February Homeless Survey in Hungary - 2013

**We cannot forget that
between February 2012 and February 2013**

An unknown number of families have lost their homes due to **eviction**

Several tens of thousand families cannot feel safe in their home as they live
in the shadow of **recuperation** due to some debt

A multiple of the number of those in the situation of homelessness on one night can
experience homelessness throughout the 365 days of the year.

**The 9793 homeless respondents on February 3rd 2013, among them 3087 rough
sleepers are „only” the tip of the iceberg.**

Many more people live without a secure home.

"Home for All!"

Report

on the Third of February Homeless Survey in Hungary - 2013

Some questions from the 2013. survey – results to follow later:

- ✓ When did you last live in normal housing?
- ✓ What was the cause of your becoming homeless?
- ✓ How much money did you have in January 2013?
- ✓ What does your permanent health problem or disability prevent you from doing?
- ✓ Have you received any penalty during the last year?
- ✓ How often do you consume alcohol?
- ✓ Has your income changed during the last 12 months?
- ✓ What do you think: is there going to be any time in the future when you will live in normal housing?
- ✓ What do you think: are you ever going to have legal, regular work?
- ✓ Have you ever been called Roma?

"Home for All!"

Report

on the Third of February Homeless Survey in Hungary - 2013

The survey of the Third of February Working Group

has **registered the life circumstances of** several thousand homeless people every year in the last 15 years

it is an independent survey, **based on the cooperation of various stake holders in the homeless provision system**

when analyzed by professionals, it can provide guidelines for policy decisions, or analyze the effects of policy decisions

in these respects it is unique in Europe

"Home for All!"

Report **on the Third of February Homeless Survey in Hungary - 2013**

Third of February Homeless Survey in Hungary - 2013
was supported by:

Homeless Foundation (HKA)
BMSZKI,
Shelter Foundation,
Foundation for Oliver Twist

and all the staff involved in these organizations

We want to thank

All the homeless respondents, all the services that participated as well as all those colleagues who facilitated the survey for the **15.th time** all over the country.

"Home for All!"

Report

on the Third of February Homeless Survey in Hungary - 2013

Members of the Third of February Working Group (2013):

*Breitner Péter, Fehér Boróka, Gróf András, Gurály Zoltán, Győri Péter,
Pelle József, Szabó Andrea, Varga Dóra*

www.menhely.hu

www.hajlektalanokert.hu

www.bmszki.hu

 "Home for All!"